

Item Number **5226000**

10R/4"/LED/DIM/SLIMBAFFLE/FL/27-50

## Specifications

- Energy Used (Watts): 10
- Incandescent Equivalent Wattage: 65
- Volts: 120
- Baffle: Stepped
- Brightness (Lumens): 650
- Average Rated Hours: 50000
- Beam Spread: 110°
- Beam Type: Flood
- CRI: 90
- Efficacy (LPW): 65
- Estimated Yearly Energy Cost\*\*: \$1.20
- Package Type: Black and White Box



## Physical Characteristics


- Color Designation: Multi: 2700, 3000, 3500, 4000, 5000
- Finish: White
- Housing Material: Aluminum
- Base: Recess Mounting
- MOL: 1.42"
- MOD: 5.04"

## Limited Warranty

5 Year

For full warranty information, please follow this link:

[www.westinghouselighting.com/pdfs/warranty-cards/ES-WH-001-W.pdf](http://www.westinghouselighting.com/pdfs/warranty-cards/ES-WH-001-W.pdf)




## Warning

- Turn power off before inspection, installation, or removal.
- Suitable for wet locations - The lamp is suitable for use in wet locations.
- Do not open - no user serviceable parts inside.
- This device is not intended for use with emergency exit luminaires or emergency exit lights.
- This device complies with Part 15 of the FCC rules and has been tested and found to comply with the limits for a Class B digital device. These limits are designed to provide reasonable protection against harmful interference in a residential installation. This equipment generates, uses and can radiate radio frequency energy and, if not installed and used in accordance with the instructions, may cause harmful interference to the radio communication. Any changes or modifications not expressly approved by the manufacturer could void the user's authority to operate the equipment.
- This lamp may not be compatible with all dimmers.

 Can be used to comply with the 2022 Title 24, Part 6, high efficiency light source requirements.

Specifications are subject to change without notice, please visit [www.westinghouselighting.com](http://www.westinghouselighting.com) for latest information.

 and Westinghouse are trademarks of Westinghouse Electric Corporation. Used under license by Westinghouse Lighting. All Rights Reserved.


\*\* Based on 3hrs./day 11¢/kWh - Cost depends on rates and use.

**Item Number** 5226000

## Recessed LED Downlight Dimmer Compatibility

Brand	Model
Eaton	SAL06-LA-K
Leviton	011-IPL06-10Z, 012-TSL06-1LW, 001-RDL06-10Z, 001-RNL06-10Z, 002-6674-10W, 001-DW6HD-1BZ, 001-DW1KD-1BZ, 001-DSL06-1LZ, R62-06674-P0W, R12-06672-1LW
Lutron	DVCL-153PR-WH, CTCL-153PDH-WH, TGCL-153PH-WH, MACL-153MH-WH, P-PKG1W-WWH-R

Specifications are subject to change without notice, please visit [www.westinghouselighting.com](http://www.westinghouselighting.com) for latest information.

 and Westinghouse are trademarks of Westinghouse Electric Corporation.  
Used under license by Westinghouse Lighting. All Rights Reserved.